



bodytone

# DUAL

DOUBLE FUNCTION  
VERSATILITY





**Move.  
Live.  
Enjoy.**

4      **Bodytone**

8      **Dual Line**

10     **Products**

31     **Services**

**Chest-Shoulder Multipress**      13

**Chest-Shoulder Fly Rear Delt**      15

**Back Pull Down**      17

**Leg Curl Extension**      19

**Leg Press**      21

**Leg ABD ADD**      23

**Leg PT**      25

**Arms Biceps-Triceps**      27

**Abdomen Back**      29



# THE HIGHEST LEVEL OF PROFESSIONALISM

At Bodytone, one of our main objectives is to offer fitness professionals the highest quality equipment for their gyms. With this in mind, we design strength training machines with the comfort and efficient use of both the gym and the end users at the forefront.








---

Our passion for sport helps us see things from our customers' point of view. Since the creation of Bodytone, we have worked hand in hand with fitness professionals, listening to their needs and creating products and solutions that improve their sports centers, the experience of their clients and the profitability of their business.


Bodytone equips both large gym chains and independent centers, responding reliably to the highest levels of demand. Likewise, hotels, residential complexes, universities, corporate spaces and clinics trust us.

We design technologically advanced and connected products that are interactive and can track workouts to take the home gym experience to the next level.





The key to Bodytone is to help professionals boost their business:



**TAILOR-MADE  
FINANCING**



**CUSTOMER SERVICE AND  
UNIQUE GUARANTEES**



**PROFITABILITY FOR  
THEIR BUSINESS**





## CREATIVE PROCESS: HIGH-LEVEL DESIGNS

---

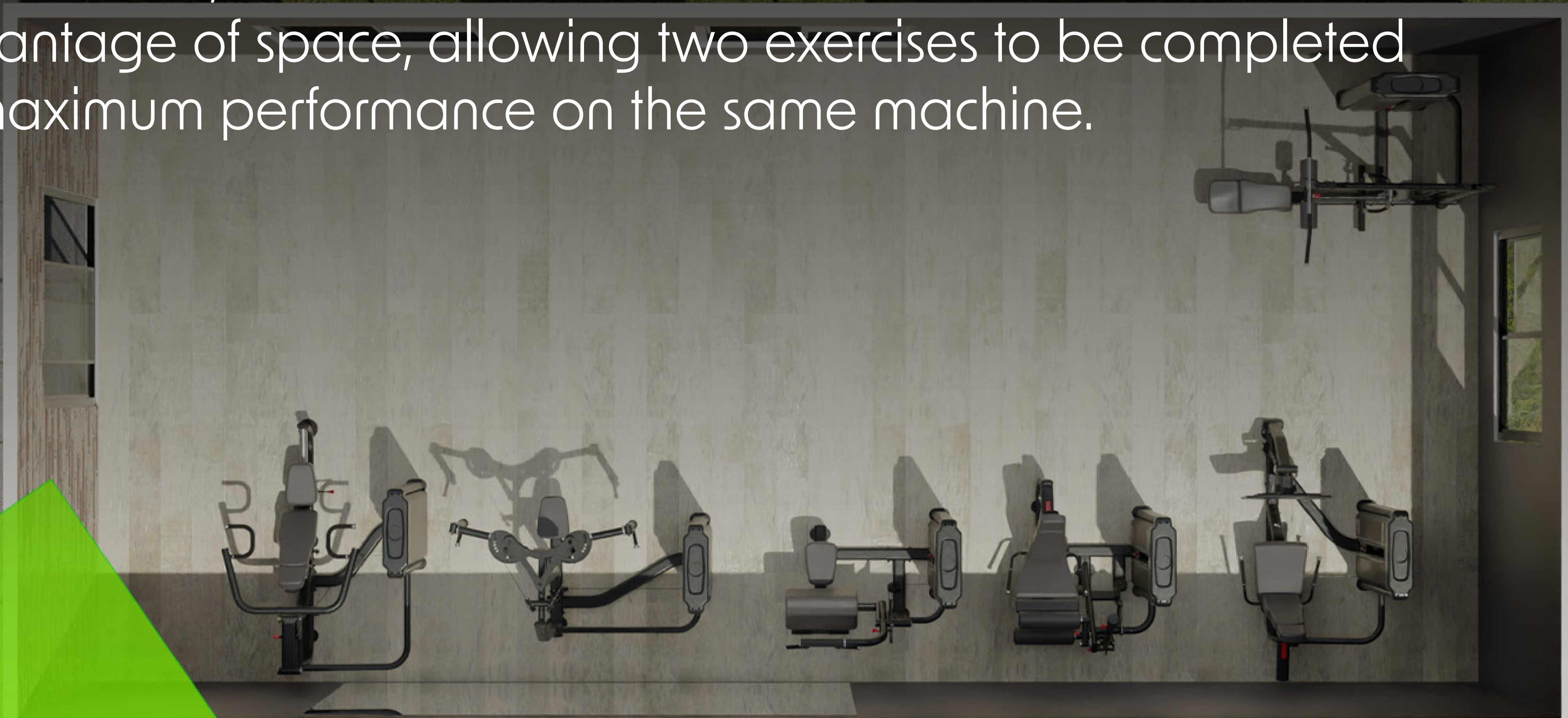
Bodytone's design team works every day to create world-class equipment through a successful formula that integrates research centres, professionals and users.

Bodytone has collaboration agreements with relevant research centers around sports and biomechanics from prestigious universities such as the University of Valencia or the Catholic University of Murcia in order to take its products to a higher level in order to provide the maximum experience to the users.



## DUALINE

Dual is a line, which has been created to take maximum advantage of space, allowing two exercises to be completed at maximum performance on the same machine.







---

## VERSATILE AND DUAL FUNCTION PRODUCTS

Since starting Bodytone we have always pushed ourselves to offer our clients the best quality and experience, in addition to expanding their businesses with the same possibilities. Hence, we saw that it was necessary to create this equipment with a double function, and outstanding finishing.

Therefore, Dual was founded because of the requirement to be able to offer all gyms the essential equipment to provide their clients with the best, quality service.





# DUALINE Product Map

CHEST-SHOULDER

BACK

ARMS

ABDOMEN

LEG



MULTIPRESS



BACK PULL DOWN



BICEPS / TRICEPS



ABDOMEN / BACK



CURL / EXTENSION



LEG



CHEST / DELT



PRESS



ABD / ADD

SELECTORIZED

PLATES




# DUALLINE Highlights



BOTTLE RACK AND SLIDES



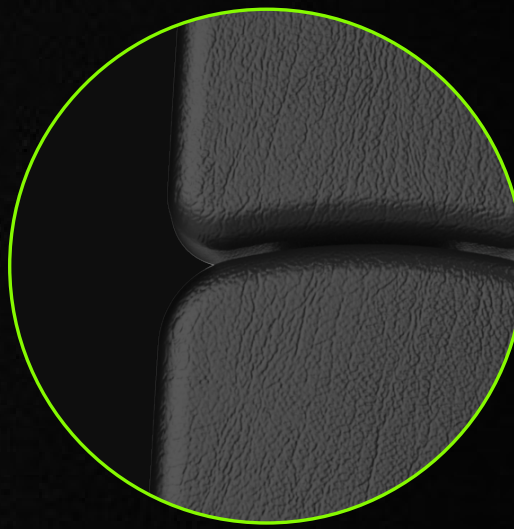
2 MM THICK STEEL TUBE




UP TO 100KG OF WEIGHT PLATES



STAINLESS STEEL GUIDES WITH DOUBLE HARDENED CHROME



FOAM COATED IN FAUX LEATHER



NON-ABSORBENT, NON-SLIP PVC









# MULTIPRESS

## Chest-Shoulder Multipress

### EXERCISES

It accommodates a range of different positions depending on the angle: chest press, incline press and a shoulder press in one machine. The arm press features four starting positions to adapt to the movements and different physical builds of each user.

### DIMENSIONS

197 x 152 x 153 cm

### NET WEIGHT

127 kg + 80/90/100 kg of plates.

### WEIGHT PLATES

80 kg standard, 5 kg plates.  
Optional 90/100 Kg.



CHEST PRESS



INCLINE PRESS



SHOULDER PRESS

Equivalent to FD01







# CHEST / DELT

## Chest-Shoulder Fly Rear Delt

### EXERCISES

The adjustable articulated arm handles allow you to perform two exercises, pec flies and rear deltoids (delts). They feature a double grip to allow for diverse types of workouts.

### DIMENSIONS

179 x 114 x 202 cm

### NET WEIGHT

130 kg + 80/90/100 kg of plates.

### WEIGHT PLATES

80 kg standard, 5 kg plates.  
Optional 90/100 Kg.



REVERSE FLY



CHEST FLY







# BACK

## Back Pull Down / Mid Row

### EXERCISES

High pulley for isolated barbell seated lats, and medium pulley for medium rowing with grip. Roller adjustment.

### DIMENSIONS

197 x 151 x 211 cm.

### NET WEIGHT

133 kg + 80/90/100 kg of plates.

### WEIGHT PLATES

80 kg standard, 5 kg plates.  
Optional 90/100 Kg.




PULL DOWN



MID ROW



BODYTONE



1 LB  
2 LB  
3 LB  
4 LB  
5 LB  
6 LB  
7 LB  
8 LB  
9 LB  
10 LB  
11 LB  
12 LB  
13 LB  
14 LB  
15 LB  
16 LB  
17 LB  
18 LB  
19 LB  
20 LB  
21 LB  
22 LB  
23 LB  
24 LB  
25 LB  
26 LB  
27 LB  
28 LB  
29 LB  
30 LB  
31 LB  
32 LB  
33 LB  
34 LB  
35 LB  
36 LB  
37 LB  
38 LB  
39 LB  
40 LB  
41 LB  
42 LB  
43 LB  
44 LB  
45 LB  
46 LB  
47 LB  
48 LB  
49 LB  
50 LB  
51 LB  
52 LB  
53 LB  
54 LB  
55 LB  
56 LB  
57 LB  
58 LB  
59 LB  
60 LB  
61 LB  
62 LB  
63 LB  
64 LB  
65 LB  
66 LB  
67 LB  
68 LB  
69 LB  
70 LB  
71 LB  
72 LB  
73 LB  
74 LB  
75 LB  
76 LB  
77 LB  
78 LB  
79 LB  
80 LB  
81 LB  
82 LB  
83 LB  
84 LB  
85 LB  
86 LB  
87 LB  
88 LB  
89 LB  
90 LB  
91 LB  
92 LB  
93 LB  
94 LB  
95 LB  
96 LB  
97 LB  
98 LB  
99 LB  
100 LB





# LEGS

## Leg Curl / Extension

### EXERCISES

The adjustable arm allows you to perform two exercises: quadriceps curl and extensions. The adjustable rollers allow a more comfortable and stable fit for the thighs and tibia.

### DIMENSIONS

131 x 138 x 153 cm.

### NET WEIGHT

128 kg + 80/90/100 kg of plates.

### WEIGHT PLATES

80 kg standard, 5 kg plates.  
Optional 90/100 Kg.



LEG CURL



LEG EXTENSION







# LEGS

## Leg Press / Calf Raise

### EXERCISES

Suitable for doing the horizontal press exercise. Adjustable backrest for different body types.

### DIMENSIONS

186 x 118 x 153 cm.

### NET WEIGHT

151 kg + 80/90/100 kg of plates.

### WEIGHT PLATES

80 kg standard, 5 kg plates.  
Optional 90/100 Kg.



LEG PRESS



CALF RAISE







# LEGS

## Abductor / Adductor

### EXERCISES

Suitable for abductor and adductor exercises. Rotating leg pads and position control for space between the legs, the level of desired pre-stretch and movement range.

### DIMENSIONS

157 x 94 x 153 cm.

### NET WEIGHT

122 kg + 80/90/100 kg of plates.

### WEIGHT PLATES

80 kg standard, 5 kg plates.  
Optional 90/100 Kg.



ABDUCTOR



ADDUCTOR







# LEGS

## Press / Hack Squat

### EXERCISES

It is designed for two different exercises: the horizontal press and the hack squat.

### DIMENSIONS

225 x 97 x 147 cm.

### NET WEIGHT

166 Kkg.





BICEP

TRICEPS





# ARMS

## Biceps / Triceps

### EXERCISES

The adjustable arm allows you to perform two different exercises: two-handed biceps curls and triceps extensions. Double grip to allow for more diverse use.

### DIMENSIONS

136 x 110 x 153 cm.

### NET WEIGHT

124 kg + 80/90/100 kg of plates.

### WEIGHT PLATES

80 kg standard, 5 kg plates.  
Optional 90/100 Kg.



BICEPS



TRICEPS









# ABDOMEN

## Abdominal / Back Extension

### EXERCISES

Suitable for abs workouts and back extension. Pivoting arm with multi-position adjustment for correct body posturing.

### DIMENSIONS

131 x 137 x 153 cm.

### NET WEIGHT

119 kg + 80/90/100 kg of plates.

### WEIGHT PLATES

80 kg standard, 5 kg plates.  
Optional 90/100 Kg.



ABDOMINAL



BACK EXTENSION

# DUALINE Technical data

## STRUCTURE

Plate structure part: Carbon steel tube 120x60cm and 2.5mm thick.  
Functional part: Carbon steel tube 100x50cm and 2.5mm thick. Non-projection machine welded.

## BEARINGS

Ultra-quiet ball bearings with smooth motion, allowing for more fluid and pleasant operation.

## PLATE GUIDES

Stainless steel plate guides. Hardened double-chrome plated treatment for better gliding.

## PULLEYS

Nylon with V-groove. With an internal bearing and silent operation. 9-pulley system per plate tower.

## STEEL CABLES

Coated with PVC and 5 mm in diameter, with smooth and safe performance.

## WEIGHT SELECTOR

Magnetic, with colour coding on the plates indicating intensity level, and a safety cord.

## ADJUSTMENT LEVERS

In aluminium, quick release, in red for easy identification.

## PLATE FAIRINGS

3mm thick ABS thermoforming casing, protecting it against possible accidents.

## RACK AND OVERHEAD SLIDE

3mm thick ABS thermoplastic piece, includes bottle holder and storage tray.

## HANDLES

Non-absorbent non-slip PVC.

## TOP OF THE HANDLES

Aluminium rubber stoppers and caps.

## UPHOLSTERY

Backrest and seat made of Foam, covered in imitation leather, anti-allergenic and easy-to-clean.

## MATERIALS AND FINISHES

High quality finishes. 3.5mm ABS thermoplastic caps.

## BASE

Coated in non-slip rubber.

## LUBRICATION

Lubrication of calibrated steel guides and bearings.

## PAINTING PROCESS


3 layers of paint. Stripped and stabilised steel through total immersion of the parts in different degreasing solutions to guarantee a perfect and full cleaning of the base material. Antioxidant primer to ensure adequate insulation from internal oxidation and good paint adhesion. 2 final layers of polyester epoxy paint powder, dried at 240 C.

## DESIGN PROCESS

Study of biomechanics and ergonomics under the supervision of professionals and athletes.  
After a long design period: project outline, engineering research, prototype production, testing by professional athletes, and finally our products go on the market.



# Why should you choose us:




## WE KNOW THE MARKET

We have a track record of more than 20 years in the fitness sector and are present in 40 countries across 50 continents.



## WE OFFER THE BEST QUALITY

From the first idea, through the creation of the product and its elaborate finish, we work to ensure that our products exceed expectations.



## WE HAVE A TEAM OF SPECIALISTS AVAILABLE AT YOUR DISPOSAL

At Bodytone you will always deal with professionals who will suggest the best solutions. We opt for quality people to guarantee you are able to put your confidence in us.



## WE ARE WITHIN REACH

We accompany our clients during the equipping process and after sales to advise them and make everything as easy as possible.



The background consists of several overlapping, tilted rectangular shapes in a dark gray color, creating a layered, architectural effect. The rectangles are of varying sizes and are positioned at different angles, some slightly offset from each other, giving a sense of depth and movement.

# bodytone

[www.bodytone.eu](http://www.bodytone.eu)