


bodytone

FORZA CROSSOVERS_{LINE}



FC10
10 STATIONS



DIMENSIONS

626 x 422 x 235 cm.

NET WEIGHT

1.271 kg

STRUCTURE

Carbon steel tube 75x50 cm / 60x60 cm / 50x50 cm and 2.5 mm thick. Welded by robotised process, free of projections.

BEARINGS

Ultra-quiet ball bearings with smooth sliding, allowing a more fluid and pleasant running of the exercise.

PLATE GUIDES

Stainless steel plate guides.
Double hardened chrome plating treatment for a better sliding.

POLES

Nylon with V-groove. With an internal bearing internal bearing and silent running.

STEEL CABLES

PVC coated and 5 mm diameter, with smooth and safe performance.
Breakage rate breakage: 1.000 kg

WEIGHT PLATES

Made up of 8 towers of 90 kg, with 4.5 kg plates.
Ultra silent movement. Protective rubber bumpers on anti-shock base. Protective PVC bumpers between anti-shock plates.

WEIGHT SELECTOR

Magnetic, with colour coded plates for intensity level and safety cord.

ADJUSTMENT LEVERS

In aluminium, quick release, in red for easy location.

PLATE FAIRING

ABS thermoformed fairing 3mm thick, protecting from possible thickness, protecting from possible accidents.

ADJUSTABLE PULLEY GUIDE

Adjustable in 35 slotted and laser marked positions.
Chromed finish.

ADJUSTABLE PULLEY GRIPS

Lateral grips for the correct support in different exercises.

ADJUSTABLE PULLEY STATION

Double station with central adjustable pulley, with double bearing by means of positioner.
Zinc plated finish.

STATION WITH LOW ROWING PULLEY

Double station with low rowing pulley with footrest and seat.

STATION WITH HIGH PULLEY FOR BACKSTROKE

Double station with low backstroke pulley with seat and height adjustable rollers.

STATION WITH HIGH TRICEPS PULLEY

Double station with triceps pulley, with lumbar support for a better exercise position.

DOMINOES GRIPS

Double grip, open and closed.

HANDLES

One hand grip handlebar (2 pcs), ankle brace (2 pcs) included.

Low rowing handles (2 pcs), dorsal bar (2 pcs) and triceps rope (2 pcs) included.

MATERIALS AND FINISHES

High quality finishes.

3.5mm thermoplastic ABS end caps.

BASES

Covered in non-slip rubber.

MAINTENANCE AND LUBRICATION

Lubrication of bearings and calibrated steel guides.

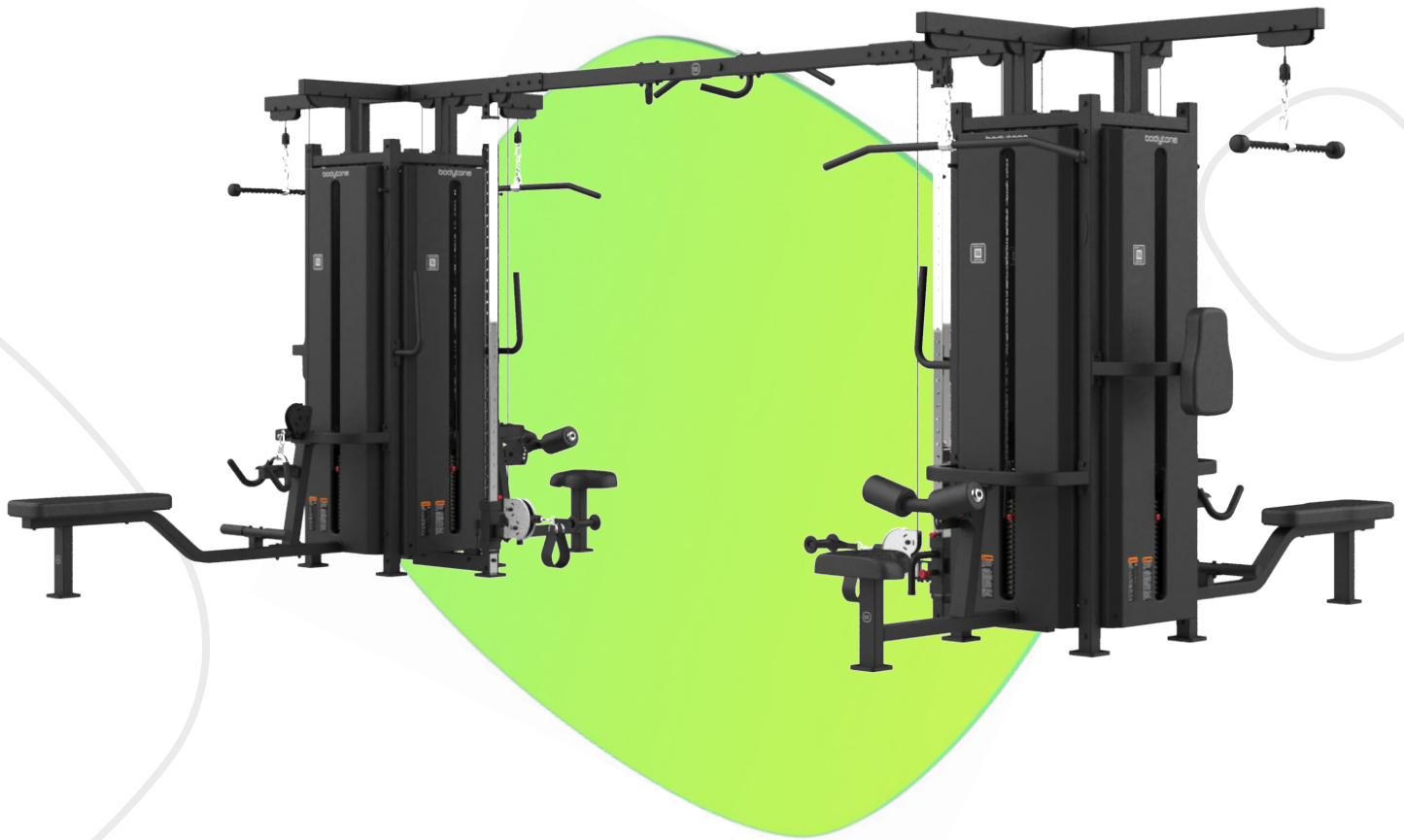
PAINTING PROCESS

3 coats of paint.

Steel pickled and stabilised by total immersion of the parts in different degreasing solutions to guarantee a perfect and complete cleaning of the base material. Anti-rust primer to guarantee adequate insulation from internal oxidation and good paint adhesion. 2 final coats of polyester epoxy powder paint, dried at 240°C.

DESIGN PROCESS

Biomechanics and ergonomics study under the supervision of professionals and associated athletes. After a long period of design; from sketching, engineering research, prototype production, testing by professional athletes, our products are launched on the market.


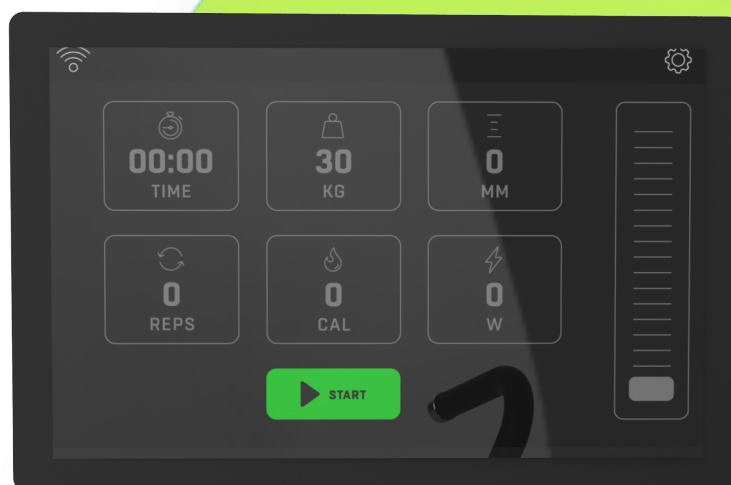


FC10 10STATIONS

CONSOLE WITH CONNECTIVITY OPTIONAL IN KIT

Kit consists of:

- Plate sensors
- Android 9" screen
- Login via NFC



FC10 10STATIONS